


Dual-Polarised LPDA Antenna

100 – 500 MHz

Product Code: LPDA-A0041

VERSION: 2.5

SPECIFICATIONS:



Electrical:	
Frequency range	100 – 500 MHz
VSWR	< 2.5:1
Nominal input impedance	50 Ω nominal
Isolation (typical)	> 15 dB
Feed power handling	500 W
Front-to-back ratio (typical)	> 20 dB
Gain	> 6 dBi over 95% of the frequency band
E-plane 3 dB beamwidth	50°
H-plane 3 dB beamwidth	120°
Polarisation	Dual linear
Connectors	Two 7/16 female (one for each polarisation)
MTBF	50,000 hours
Mechanical:	
Dimensions (w x h x l)	1700 mm x 1700 mm x 2100 mm
Material	Aluminium, stainless steel, fibreglass
Total mass	< 16 kg (including mounting bracket)
Environmental: designed to meet the following specifications	
Wind survival	160 km/h (calculated)
Qualification	Designed to comply with applicable parts of MIL-STD-810E
Temperature (operational)	-40 °C to + 55 °C (no icing)

PRODUCT DESCRIPTION:

The LPDA-A0041 is a high-powered, 500 W, directional log-periodic dipole array that covers the 100 to 500 MHz frequency band. The antenna is supplied with its mounting bracket.

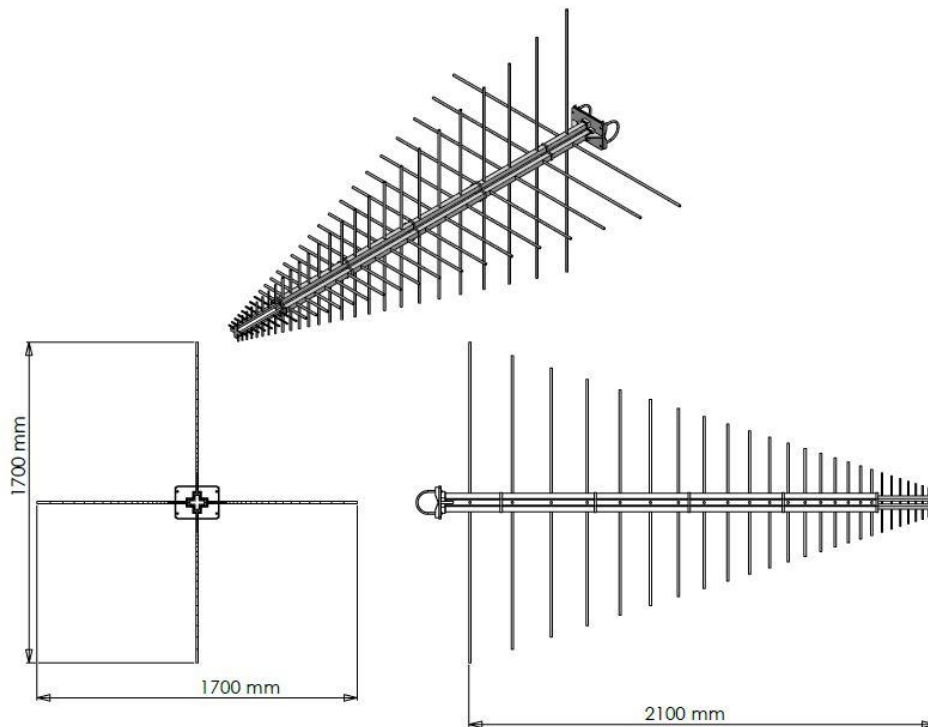
Dual-Polarised LPDA Antenna

100 – 500 MHz

Product Code: LPDA-A0041

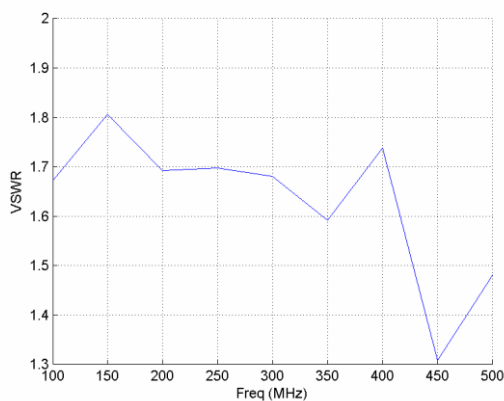
VERSION: 2.5

PHYSICAL DIMENSIONS:

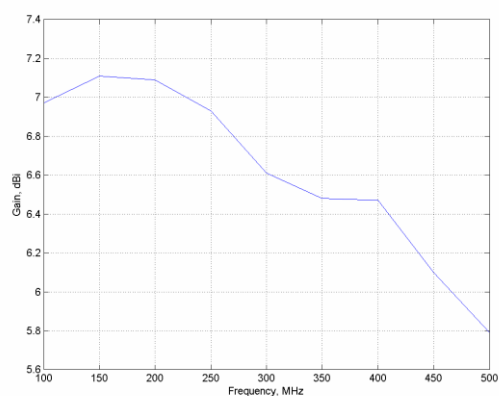


VSWR AND GAIN GRAPHS:

TYPICAL VSWR FOR EACH POLE:



TYPICAL GAIN FOR EACH POLE:



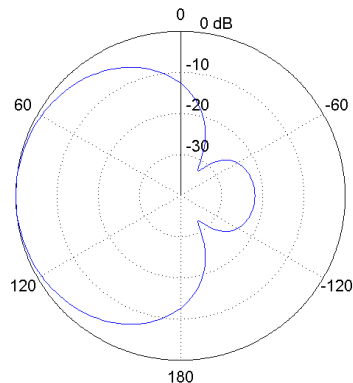
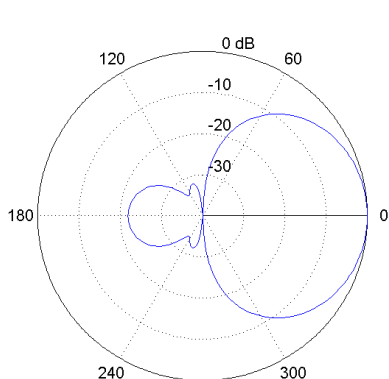
Dual-Polarised LPDA Antenna

100 – 500 MHz

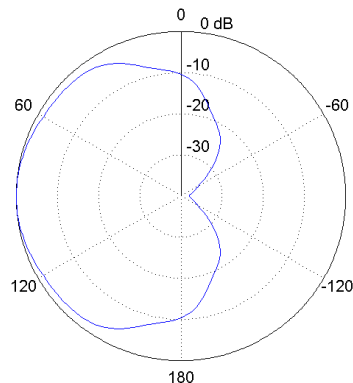
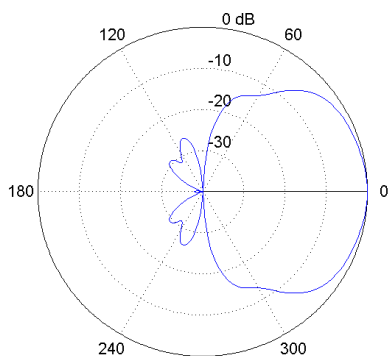
Product Code: LPDA-A0041

VERSION: 2.5

100 MHz E-plane (left) and H-plane (right) patterns:



300 MHz E-plane (left) and H-plane (right): patterns



500 MHz E-plane (left) and H-plane (right) patterns:

