



Dual-Band GSM/UMTS High-Power Antenna

820 – 2200 MHz

Product Code: OMNI-A0152

VERSION: 1.3

SPECIFICATIONS:



| Electrical: | |
|---|---|
| Frequency range | 820 – 960 MHz; 1700 – 2200 MHz |
| Gain | 0 dBi typical (in band) <i>see curve</i> |
| Azimuth pattern | Omni, 3 dB ripple |
| Elevation pattern | ± 30 |
| Polarisation | Vertical |
| Nominal impedance | 50 Ω |
| VSWR | < 2.5:1 (at the antenna excluding cable effect) |
| Power handling | 50 W CW |
| Connector | SMA male |
| Feed cable | 7 m of LMR 195 |
| Mechanical: | |
| Dimensions (w x l) | 71 mm x 131 mm |
| Total mass | < 105 g |
| Colour | Black, others on request |
| Maximum bending radius | 100 mm |
| Environmental: designed to meet the following specifications | |
| Temperature range | Storage: -40 °C to +85 °C. Operation -40 °C to +55 °C |
| Immersion | MIL-STD-810E method 512.3 procedure I |
| Shock and vibration | MIL-STD-810D 514.3 and 514.4: vibration category 20, shock 40 g max peak |
| Exposed materials | Polyurethane |

PRODUCT FEATURES:

- Wideband
- Omni-directional azimuth pattern
- High-power handling
- Rugged design
- Waterproof

PRODUCT OVERVIEW:

This dual-band high-power omni-directional antenna is for interception of wireless communications. It is designed to be mounted on vehicle bumpers as a covert high-power antenna. The antenna is flexible with a maximum bending radius of 100 mm.

The array covers the GSM900 GSM1800 and UMTS. The antenna comes with a 7 m LMR195 cable.

Dual-Band GSM/UMTS High-Power Antenna

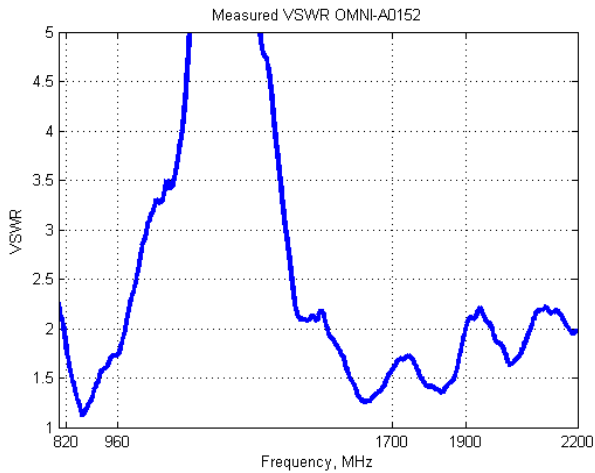
820 – 2200 MHz

Product Code: OMNI-A0152

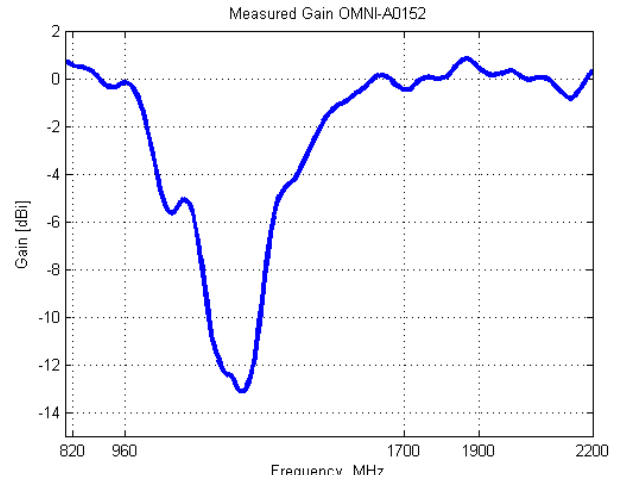
VERSION: 1.3

Measured VSWR and gain graphs:

Typical VSWR:



GAIN:



Simulated radiation patterns: Azimuth patterns:

